

Welcome to Algebra 1

Mr. Sinclair Johnston

Sit in the front row first!

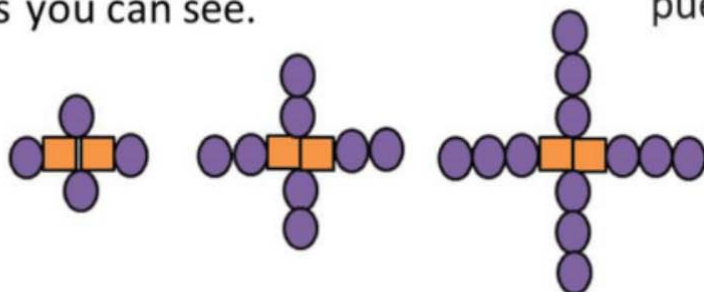
Get out your paper and pencil.

Copy this figure down and think about any patterns you can see.

Siéntate en primera fila primero!

Salga de su papel y lápiz.

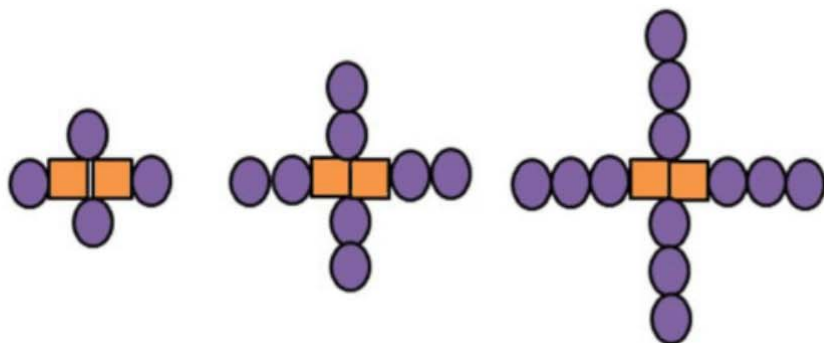
Copie esta figura y pensar en los patrones se pueden ver.



Warm Up (8 min)

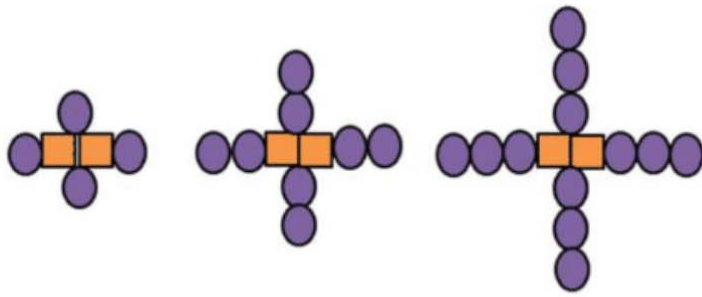
In FULL sentences write down your ideas for these questions.

Label this as "Warm Up" and write the date and your name at the top of your paper



- Describe how you see the shape growing.
- How would you draw the next stage?
- How would you draw the 10th stage?
- How would you draw the 58th stage?
- How would you tell someone how to draw any stage at all?
- Write your answer from "e" in a "math" sentence. Explain.
- Which stage has 90 total shapes?

- Describe cómo se ve cada vez más la forma.
- ¿Cómo llamar la siguiente fase?
- ¿Cómo llamar la etapa décimo?
- ¿Cómo llamar la etapa 58a?
- ¿Cómo decirle a alguien cómo dibujar cualquier etapa en absoluto?
- Escribe tu respuesta de la "e" en una oración "matemáticas". Explique.
- ¿Qué etapa tiene 90 formas en total?



a. Describe how you see the shape growing.

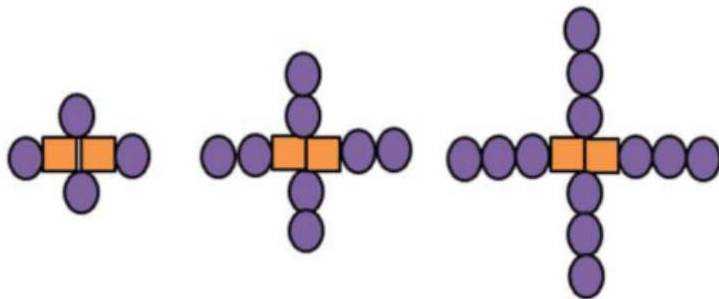
One purple circle is added on all four sides of two orange blocks.

b. How would you draw the next stage?

Add four more purple circles, one on each side.

c. How would you draw the 10th stage?

Two orange blocks in the middle and 10 purple blocks extending in lines



d. How would you draw the 58th stage?

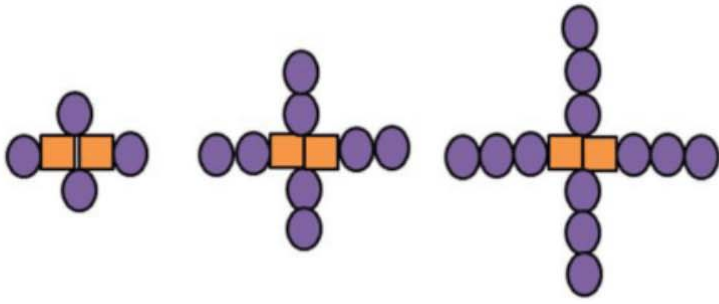
Same as the 10th but instead of ten circles on each side there would be 58.

e. How would you tell someone how to draw any stage at all?

Draw two orange blocks and then add the stage number of purple circles extending from each side.

f. Write your answer from "e" in a "math" sentence.

$$2 + 4s = \text{total blocks} \quad \text{where } s = \text{stage \#}$$



g. Which stage has 90 total blocks?

$$\text{total blocks} = 2 + 4s$$

$$90 = 2 + 4s$$

$$\begin{array}{r} 90 \\ -2 \\ \hline \end{array}$$

$$\frac{88}{4} = \frac{4s}{4}$$

$$22 = s$$


88 blocks left to fill four "arms"?

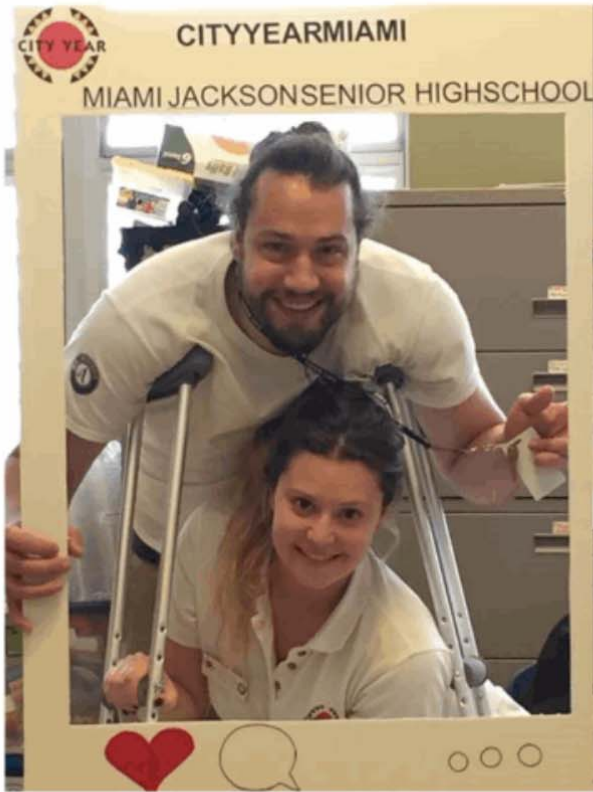
So 22 in each!

2 blocks in middle
So $90 - 2 = 88$
88 blocks left to build the "arms"

Mr. Sinclair and Fam
MOM DAD me

Sister #1 #2 #3 #4





CITY YEAR 2014-2015

Room 303 Clubs!

Chess: Tuesday and Lunch

Gay Straight Alliance (GSA): Thursday





Class Rules



1. To be present you must have:
Paper, Pencil, Folder
2. Warm Ups are sacred. (No talking)
3. Hide yo phones
4. Be Kind
5. Look for Patterns Everywhere.

1. Para estar presente debe tener :
papel, lápiz , carpeta
2. Trabajo del timbre son sagrados .
(No hablar)
3. Ocultar yo móviles
4. Se amable
5. Busque patrones en todas partes .

Code Switching

- <https://www.youtube.com/watch?v=JzprLDmdRlc>

Code Switching

- How you speak to your friends is not how you speak to me.
- Your surrounding should change your language.
 - Class
 - Hallways / Lunch
 - Church
 - At Trap House / Grandma's house.
- <https://www.youtube.com/watch?v=nopWOC4SRm4>
- <https://www.youtube.com/watch?v=azu7Xb5hy-4>

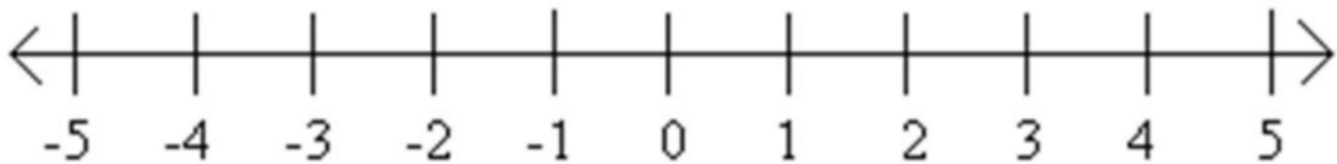
School Forms and Schedule

- Due Wednesday
 - Emergency Contact Cards
 - Insurance Brochures and Applications
 - Media Release
 - Student Conduct Paper
- Copy your Sched: (NO Changes for 3 weeks)
 - Find lunch times
- Contact info

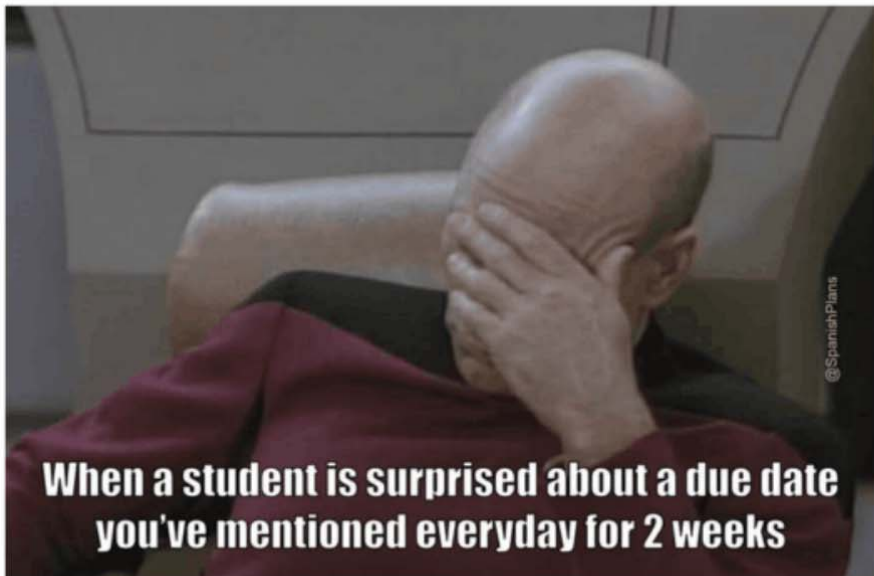
Skillz Contest!!!

- Clear your desk!!!!!!!!!!!!

Number line.



Nine Classes Before our Test



When a student is surprised about a due date you've mentioned everyday for 2 weeks

August 2015

Calendarpedia
Your source for calendars

Sunday	Monday	Tuesday	Wednesday	Thursday	Friday	Saturday
						1
2	3	4	5	6	7	8
9	10	11	12	13	14	15
16	17	18	19	20	21	22
23	24	25	26	27	28	29
30	31					

© www.calendarpedia.com

Data provided by or without warranty

September 2015

Sunday	Monday	Tuesday	Wednesday	Thursday	Friday	Saturday
		1	2	3	4	5
6	7	8	9	10	11	12
13	14	15	16	17	18	19
20	21	22	23	24	25	26
27	28	29	30			

© www.calendarpedia.com

7: Labor Day

Data provided by or without warranty

What is a Number?

Natural numbers	Numbers used for counting, starting with 1
Whole numbers	Natural numbers, along with 0
Integers	Positive and negative whole numbers
Rational numbers	Numbers that can be written as the quotient of two integers
Irrational numbers	Numbers that cannot be written as the quotient of two integers

